

Regularly check for water LEAKS

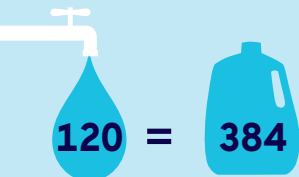


Even small leaks can waste
hundreds to thousands of
gallons of water a month.

Examples of water
lost to leaks from a
dripping faucet

Examples of water
lost to leaks from
an irrigation system

Drops
per
minute = Gallons
per month
wasted

Hole size
in
inches = Gallons
per month
wasted



1/32 • 6,300

1/16 • 25,000

1/8 • 100,000

3/16 • 225,000

1/4 • 400,000

Everyone can find leaks at home.

Household leaks are common. Take 20 minutes today to check your home for leaks with these simple tips:

INDOORS

Toilets: Use dye tablets/strips from your water provider or 10 drops of food coloring to see if you have a slow or silent leak. See the blue box below to get the easy steps.



Showerheads and faucets: Check these for drips. Find slower leaks by checking the sink or tub first thing in the morning. If it is wet, you may have a leak.

OUTDOORS

Service connection/irrigation: Look for soft, wet spots in your yard during the summer. The location of the spot will help you determine the source. Common culprits are sprinkler heads or sometimes it is the water service connection.



Some leaks are easy and inexpensive to fix yourself. However, call a plumber or contact your landlord for larger projects outside of your comfort zone.



Learn more about where you might find leaks at home and ways to find leaks using your water meter or utility bill at [regionalH2O.org/leaks](https://www.regionalh2o.org/leaks) or by scanning the QR code.

The Regional Water Providers Consortium provides leadership in the planning, management, stewardship, and resiliency of drinking water in the Portland, OR metropolitan region.

Get more information and resources at www.regionalh2o.org.

